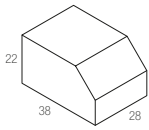
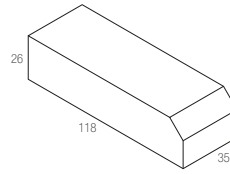


500mA CONSTANT CURRENT

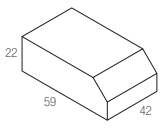
CODE	DESCRIPTION
AL50004IP	Power supply ON/OFF constant current 500mA 4W IN/OUT cables, IP65 Vin 220-240Vac 1 to 2 LEDs Dimensions mm 38x28x22H



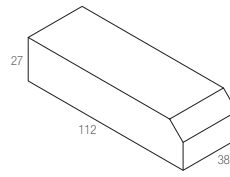
CODE	DESCRIPTION
AL50020IP	Power supply ON/OFF constant current 500mA 17.5W IN/OUT cables, IP67 Vin 110-240Vac 2 to 10 LEDs Sizes mm 118x35x26H



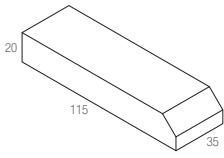
CODE	DESCRIPTION
AL141131	Power supply ON/OFF constant current 500mA 6W Protected screw terminals, IP20 Vin 110-240Vac 1 to 3 LEDs Sizes mm 59x42x22H



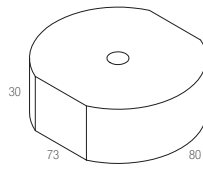
CODE	DESCRIPTION
AL122248	Power supply ON/OFF constant current 500mA 20W Protected screw terminals, IP20 Vin 110-240Vac 1 to 12 LEDs Sizes mm 112x38x27H



CODE	DESCRIPTION
AL127711	Power supply ON/OFF constant current 500mA 12W Protected screw terminals, IP20 Vin 110-240Vac 1 to 7 LEDs Sizes mm 115x35x20H



CODE	DESCRIPTION
AL50022IP	Power supply ON/OFF constant current 500mA 22W IN/OUT cables, IP65 Vin 110-240Vac 3 to 10 LEDs Sizes mm 80x73x30H



CODE	DESCRIPTION
AL1450IP	Power supply ON/OFF constant current 500mA 14W IN/OUT cables, IP67 Vin 220-240Vac 1 to 7 LEDs Sizes mm 70x38x25H

